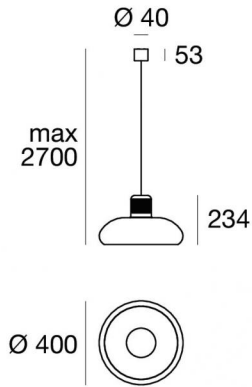



# Trepiù



Pendant Luminaires | 220-240 V  
1 topLED 24 W DC - 27 W AC | CRI 90  
9308



Technical data	
Construction year	2021
Type	Pendant Luminaires
Installation position	Ceiling
Installation environment	Indoor
Light Source	LED
Optics	General Lighting
Light emission direction	downward
Power	24 W
Source lumens	2535 lm
Frequency	50 - 60 Hz
CCT / Tone	3000 K
Colour rendering index	90 Ra
C.C. / C.V.	AC
Safety class	1
IP	IP20
Glow wire test	650°
Direct mounting on normally flammable surfaces	Yes
CE	Yes
Driver included	Driver
Dimmable article	DALI-2 - PUSH DIM
Directional	No
Tilting	No
Walk-over	No
Drive-over	No
Cable included	Yes
Cable length	2.5 m
Resin potting	No
Type of light emission	Single emission
Net weight	2.400 Kg
Electrostatic discharge protection	No
Surge protection	No

## Finishing casing

Material	plastic - Aluminium
Colour	RAL 1003 Yellow - White RAL 9016
Processing	Coating

## Finishing diffuser

Material	PMMA
Processing	Sandblasting

## Finishing mounting frame

Material	metal
Processing	Coating

## Pendant Luminaires | 220-240 V | 1 topLED 24 W DC - 27 W AC | CRI 90 | Base 9308

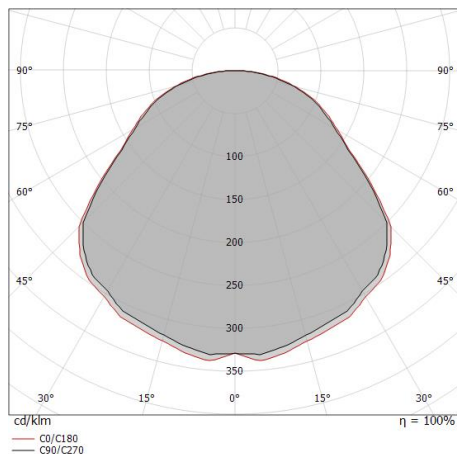
Single emission pendant luminaires for indoor application. The warm white LED light source with a general lighting light distribution is composed of 1 topLEDs with CCT of 3000 K and a CRI 90; the source luminous flux is 2535 lm, with a 105.6 lm/W nominal luminous efficacy.

The device body is made of plastic and features a ral 1003 yellow finish  
The device body is made of aluminium and features a white ral 9016 finish, processed by means of coating; the diffuser is made of pmma with a sandblasting treatment; the mounting frame is made of metal, processed by means of coating. The ingress protection degree is IP20; the total weight is of 2.400 kg.

The total absorbed power is 27 W. The power supply cable is included and features a 2.5 m lenght.

The device features protection class I and can be ceiling-mounted.

Compliant with the EN 60598-1 standard and its specific provisions.



Distance [m]	Cone diameter [m]	Illuminance [lx]
0.5	1.40 1.39	E(0°) 2007 E(C90) 200 E(C0) 208
1.0	2.79 2.77	E(0°) 502 E(C90) 50 E(C0) 52
1.5	4.19 4.16	E(0°) 223 E(C90) 22 E(C0) 23
2.0	5.59 5.55	E(0°) 125 E(C90) 12 E(C0) 13
2.5	6.98 6.93	E(0°) 80 E(C90) 8 E(C0) 8
3.0	8.38 8.32	E(0°) 56 E(C90) 6 E(C0) 6

— C0/C180 (Half-peak divergence: 108.4°)  
— C90/C270 (Half-peak divergence: 108.8°)

### Energy efficiency class

This product contains a light source of energy efficiency class E.

### Illuminotechnical Features

Light Output Ratio (LOR)	60 %
Source lumens	2535 lm
Delivered lumens	1525 lm
Consumption	27 W
Luminaire efficacy	56 lm/W
Colour temperature	3000 K
Standard Deviation of Colour Matching	3 Step MacAdam
Colour rendering index	90 Ra
Junction temperature (lighting fixture)	80
Standard Operating Ambient Temperature	25

### LED Life / Failure Ratio

L70 B20 C0 72500h

### UGR

UGR axial	22.4
UGR transversal	22.5
X=4H   Y=8H	S=0.25H
Reflection factor	70/50/20

### OPTICAL

Light distribution simmetry	Symmetrical
C0/C180 optics	108°