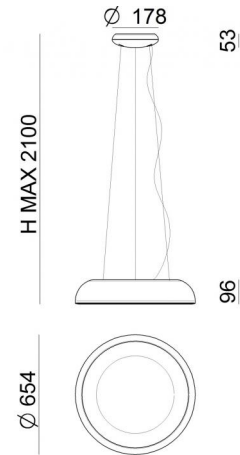




Pendant Luminaires | 220-240 V
200 topLED 42 W DC - 48 W AC | CRI 90
8540



Technical data	
Construction year	2018
Type	Surface
Installation position	Ceiling
Installation environment	Indoor
Light Source	LED
Optics	General Lighting
Light emission direction	downward
Power	42 W
Source lumens	5671 lm
Frequency	50 - 60 Hz
CCT / Tone	3000 K
Colour rendering index	90 Ra
C.C. / C.V.	AC
Safety class	1
IP	IP20
Glow wire test	850°
Direct mounting on normally flammable surfaces	Yes
CE	Yes
Driver included	Driver
Dimmable article	Phase cut
Directional	No
Tilting	No
Walk-over	No
Drive-over	No
Cable included	Yes
Cable length	2000 m
Resin potting	No
Type of light emission	Single emission
Net weight	7.350 Kg
Electrostatic discharge protection	No
Surge protection	No

Finishing casing

Material	Iron - Iron
Colour	white - black RAL 9005
Processing	Powder coating - Powder coating

Finishing diffuser

Material	PC
Colour	opaline

Finishing mounting frame

Material	Iron
Colour	white
Processing	Powder coating

Cables Pendant Luminaires

Max cable length	2000 mm
------------------	---------

Pendant Luminaires | 220-240 V | 200 topLED 42 W DC - 48 W AC | CRI 90 | Base
8540

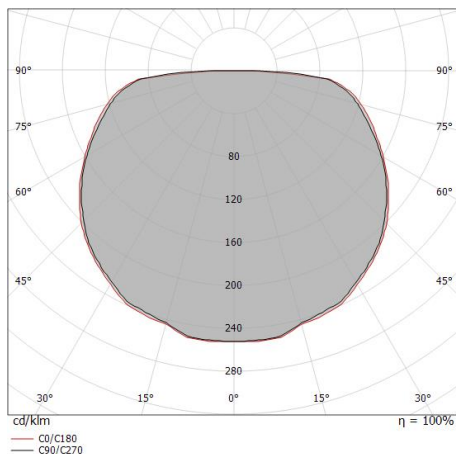
Single emission pendant luminaires for indoor application. The warm white LED light source with a general lighting light distribution is composed of 200 topLEDs with CCT of 3000 K and a CRI 90; the source luminous flux is 5671 lm, with a 135.0 lm/W nominal luminous efficacy.

The device body is made of iron and features a white finish, processed by means of powder coating. The device body is made of iron and features a black ral 9005 finish, processed by means of powder coating; the diffuser is made of PC; the mounting frame is made of iron, with a white finish, processed by means of powder coating. The ingress protection degree is IP20; the total weight is of 7.350 kg.

The total absorbed power is 42 W. The power supply cable is included and features a 2000 m lenght.

The device features protection class I and can be ceiling-mounted.

Compliant with the EN 60598-1 standard and its specific provisions.



Distance [m]	Cone diameter [m]	illuminance [lx]
0.5	3.10 3.38	E(0°) 2579 E(C90) 37 E(C0) 30
1.0	6.19 6.75	E(0°) 645 E(C90) 9 E(C0) 7
1.5	9.29 10.13	E(0°) 287 E(C90) 4 E(C0) 3
2.0	12.38 13.50	E(0°) 161 E(C90) 2 E(C0) 2
2.5	15.48 16.88	E(0°) 103 E(C90) 1 E(C0) 1
3.0	18.58 20.26	E(0°) 72 E(C90) 1 E(C0) 1

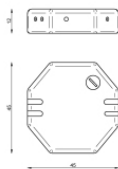
— C0/C180 (Half-peak divergence: 147.0°)
— C90/C270 (Half-peak divergence: 144.2°)

Illuminotechnical Features	
Light Output Ratio (LOR)	45 %
Source lumens	5671 lm
Delivered lumens	2556 lm
Consumption	48 W
Luminaire efficacy	53 lm/W
Colour temperature	3000 K
Standard Deviation of Colour Matching	3 Step MacAdam
Colour rendering index	90 Ra
Junction temperature (lighting fixture)	80
Standard Operating Ambient Temperature	25

LED Life / Failure Ratio	
L80 B20 C0	80000h

UGR	
UGR axial	19.5
UGR transversal	19.6
X=4H Y=8H	S=0.25H
Reflection factor	70/50/20

OPTICAL	
Light distribution simmetry	Symmetrical
C0/C180 optics	144°



Dimmer
220-240V

Code
KIT0026



Dimmer
Radio-frequenza, 85-240V

Code
KIT0080