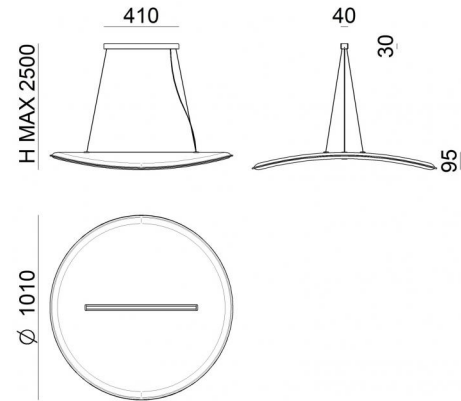
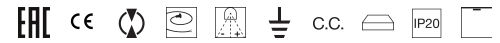




Pendant Luminaires | 220-240 V  
60 topLED 24 W DC - 28 W AC | CRI 90  
8907



Technical data	
Construction year	2019
Type	Surface
Installation position	Ceiling
Installation environment	Indoor
Light Source	LED
Optics	General Lighting
Light emission direction	downward and upward
Power	24 W
Source lumens	2648 lm
Frequency	60 - 50 Hz
CCT / Tone	3000 K
Colour rendering index	90 Ra
C.C. / C.V.	AC
Safety class	1
IP	IP20
Glow wire test	650°
Direct mounting on normally flammable surfaces	Yes
CE	Yes
Driver included	Driver
Dimmable article	DALI
Directional	No
Tilting	Yes
total angle (horizontal plane)	70 °
Walk-over	No
Drive-over	No
Cable included	Yes
Cable length	2.5 m
Resin potting	No
Type of light emission	Double emission
Net weight	4,005 Kg
Electrostatic discharge protection	No
Surge protection	No

### Finishing casing

Material	Pet
Colour	White-Orange

### Finishing diffuser

Material	PC - Aluminium
Colour	opaline
Processing	Coating

### Finishing mounting frame

Material	metal
Colour	5G 9005 Black
Processing	Coating

### Cables Pendant Luminaires

Max cable length	2500 mm
------------------	---------



Pendant Luminaires | 220-240 V | 60 topLED 24 W DC - 28 W AC | CRI 90 | Base 8907

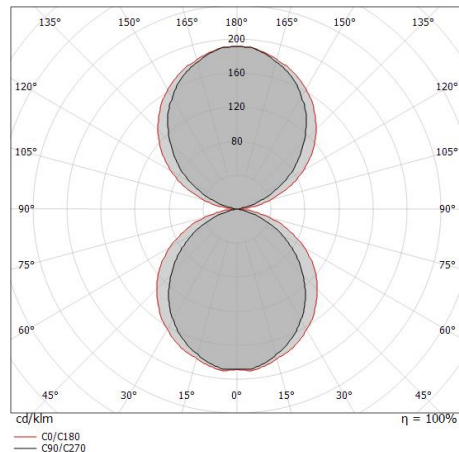
Double emission pendant luminaires for indoor application. The warm white LED light source with a general lighting light distribution is composed of 60 topLEDs with CCT of 3000 K and a CRI 90; the source luminous flux is 2648 lm, with a 110.3 lm/W nominal luminous efficacy.

The device body is made of pet and features a white-orange finish; the diffuser is made of PC; the diffuser is made of aluminium with a coating treatment; the mounting frame is made of metal, with a 5g 9005 black finish, processed by means of coating. The ingress protection degree is IP20; the total weight is of 4,005 kg.

The total absorbed power is 28 W. The power supply cable is included and features a 2.5 m length.

The device features protection class I and can be ceiling-mounted.

Compliant with the EN 60598-1 standard and its specific provisions.



Distance [m]	Cone diameter [m]	E(0°)	E(C90)	E(C0)	Illuminance [lx]
0.5	1.20 1.65	914	50.1° 121	58.8° 64	
1.0	2.39 3.30	228	50.1° 30	58.8° 16	
1.5	3.59 4.95	102	50.1° 13	58.8° 7	
2.0	4.78 6.60	57	50.1° 8	58.8° 4	
2.5	5.98 8.26	37	50.1° 5	58.8° 3	
3.0	7.18 9.91	25	50.1° 3	58.8° 2	

Distance [m]      Cone diameter [m]      Illuminance [lx]

— C0/C180 (Half-peak divergence: 117.6°)  
— C90/C270 (Half-peak divergence: 100.2°)

### Energy efficiency class

This product contains 4 light sources of energy efficiency class F.

### Illuminotechnical Features

Light Output Ratio (LOR)	45 %
Source lumens	2648 lm
Delivered lumens	1211 lm
Consumption	28 W
Luminaire efficacy	43 lm/W
Colour temperature	3000 K
Standard Deviation of Colour Matching	3 Step MacAdam
Colour rendering index	90 Ra
Junction temperature (lighting fixture)	80
Standard Operating Ambient Temperature	25

### LED Life / Failure Ratio

L70 B20 C0 72500h (at Tj 115 Ta 25 )

### UGR


UGR axial	22
UGR transversal	25.4
X=4H   Y=8H	S=0.25H
Reflection factor	70/50/20

### OPTICAL

Light distribution simmetry	Symmetrical 2
C0/C180 optics	118°
C90/C270 optics	100°



Derby\_P | Pendant Luminaires | Accessories  
**8907**



Dimmer  
Bluetooth, 220-240V

**Code**  
KIT0079