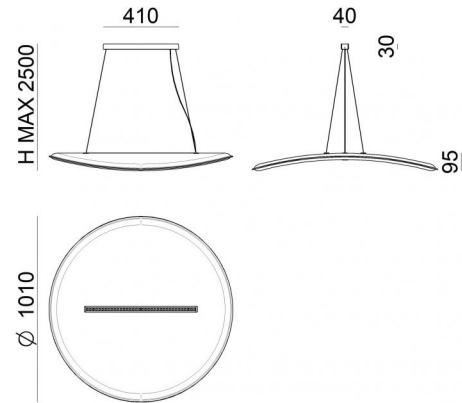
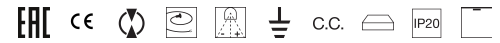




Pendant Luminaires | 220-240 V
60 + 36 topLED 18 W DC - 21 W AC | CRI 90
8903



Technical data	
Construction year	2019
Type	Surface
Installation position	Ceiling
Installation environment	Indoor
Light Source	LED
Optics	Flood + General Lighting
Light emission direction	upward
Power	18 W
Source lumens	1993 lm
Frequency	60 - 50 Hz
CCT / Tone	3000 K
Colour rendering index	90 Ra
C.C. / C.V.	AC
Safety class	1
IP	IP20
Glow wire test	650°
Direct mounting on normally flammable surfaces	Yes
CE	Yes
Driver included	Driver
Dimmable article	DALI
Directional	No
Tilting	Yes
total angle (horizontal plane)	70 °
Walk-over	No
Drive-over	No
Cable included	Yes
Cable length	2.5 m
Resin potting	No
Type of light emission	Double emission
Net weight	4,005 Kg
Electrostatic discharge protection	No
Surge protection	No
Optics technology	Dark light

Finishing casing

Material	Pet
Colour	brown

Finishing diffuser

Material	PC - Aluminium
Colour	opaline
Processing	Coating

Finishing mounting frame

Material	metal
Colour	5G 9005 Black
Processing	Coating

Cables Pendant Luminaires

Max cable length	2500 mm
------------------	---------



Pendant Luminaires | 220-240 V | 60 + 36 topLED 18 W DC - 21 W AC | CRI 90 | Base 8903

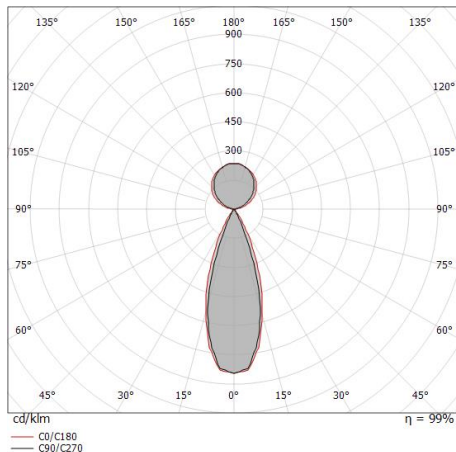
Double emission pendant luminaires for indoor application. The warm white LED light source with a flood light distribution is composed of 36 topped LEDs with CCT of 3000 K and a CRI 90; the source luminous flux is 693 lm, with a 115.5 lm/W nominal luminous efficacy. The warm white LED light source with a general lighting light distribution is composed of 60 topped LEDs with CCT of 3000 K and a CRI 90; the source luminous flux is 1300 lm, with a 108.3 lm/W nominal luminous efficacy.

The device body is made of pet and features a brown finish; the diffuser is made of PC; the diffuser is made of aluminium with a coating treatment; the mounting frame is made of metal, with a 5g 9005 black finish, processed by means of coating. The ingress protection degree is IP20; the total weight is of 4,005 kg.

The total absorbed power is 21 W. The power supply cable is included and features a 2.5 m length.

The device features protection class I and can be ceiling-mounted.

Compliant with the EN 60598-1 standard and its specific provisions.



Distance [m]	Cone diameter [m]	illuminance [lx]
0.5	0.31 0.35	E(0°) 3183 E(C90) 17.2° 1393 E(C0) 19.1° 1351
1.0	0.62 0.69	E(0°) 796 E(C90) 17.2° 348 E(C0) 19.1° 338
1.5	0.93 1.04	E(0°) 354 E(C90) 17.2° 155 E(C0) 19.1° 150
2.0	1.24 1.39	E(0°) 199 E(C90) 17.2° 87 E(C0) 19.1° 84
2.5	1.55 1.73	E(0°) 127 E(C90) 17.2° 56 E(C0) 19.1° 54
3.0	1.86 2.08	E(0°) 88 E(C90) 17.2° 39 E(C0) 19.1° 38

— C0/C180 (Half-peak divergence: 38.2°)
— C90/C270 (Half-peak divergence: 34.4°)

Energy efficiency class

This product contains 3 light sources of energy efficiency class F.

Illuminotechnical Features

Light Output Ratio (LOR)	47 %
Source lumens	1993 lm
Delivered lumens	942 lm
Consumption	21 W
Luminaire efficacy	44 lm/W
Colour temperature	3000 K
Standard Deviation of Colour Matching	3 Step MacAdam
Colour rendering index	90 Ra
Junction temperature (lighting fixture)	80
Standard Operating Ambient Temperature	25

LED Life / Failure Ratio

L70 B20 C0 72500h (at Tj 115 Ta 25)

UGR


UGR axial	-3.5
UGR transversal	3.3
X=4H Y=8H	S=0.25H
Reflection factor	70/50/20

OPTICAL

Light distribution simmetry	Symmetrical 2
C0/C180 optics	38°
C90/C270 optics	34°



Derby_P | Pendant Luminaires | Accessories
8903



Dimmer
Bluetooth, 220-240V

Code
KIT0079