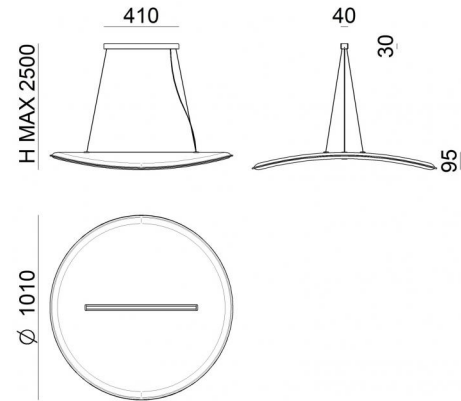
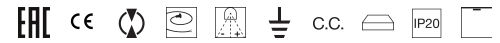




Pendant Luminaires | 220-240 V
72 topLED 24 W DC - 28 W AC | CRI 90
8901



Technical data	
Construction year	2019
Type	Surface
Installation position	Ceiling
Installation environment	Indoor
Light Source	LED
Optics	General Lighting
Light emission direction	downward and upward
Power	24 W
Source lumens	2648 lm
Frequency	60 - 50 Hz
CCT / Tone	3000 K
Colour rendering index	90 Ra
C.C. / C.V.	AC
Safety class	1
IP	IP20
Glow wire test	650°
Direct mounting on normally flammable surfaces	Yes
CE	Yes
Driver included	Driver
Dimmable article	DALI
Directional	No
Tilting	Yes
total angle (horizontal plane)	70 °
Walk-over	No
Drive-over	No
Cable included	Yes
Cable length	2.5 m
Resin potting	No
Type of light emission	Double emission
Net weight	4,005 Kg
Electrostatic discharge protection	No
Surge protection	No

Finishing casing

Material	Pet
Colour	grey

Finishing diffuser

Material	PC - Aluminium
Colour	opaline
Processing	Coating

Finishing mounting frame

Material	metal
Colour	5G 9005 Black
Processing	Coating

Cables Pendant Luminaires

Max cable length	2500 mm
------------------	---------



Pendant Luminaires | 220-240 V | 72 topLED 24 W DC - 28 W AC | CRI 90 | Base 8901

Double emission pendant luminaires for indoor application. The warm white LED light source with a general lighting light distribution is composed of 72 topLEDs with CCT of 3000 K and a CRI 90; the source luminous flux is 2648 lm, with a 110.3 lm/W nominal luminous efficacy.

The device body is made of pet and features a grey finish; the diffuser is made of PC; the diffuser is made of aluminium with a coating treatment; the mounting frame is made of metal, with a 5g 9005 black finish, processed by means of coating. The ingress protection degree is IP20; the total weight is of 4,005 kg.

The total absorbed power is 28 W. The power supply cable is included and features a 2.5 m length.

The device features protection class I and can be ceiling-mounted.

Compliant with the EN 60598-1 standard and its specific provisions.

Energy efficiency class

This product contains 4 light sources of energy efficiency class F.

Illuminotechnical Features

Light Output Ratio (LOR)	45 %
Source lumens	2648 lm
Delivered lumens	1211 lm
Consumption	28 W
Luminaire efficacy	43 lm/W
Colour temperature	3000 K
Standard Deviation of Colour Matching	3 Step MacAdam
Colour rendering index	90 Ra
Junction temperature (lighting fixture)	80
Standard Operating Ambient Temperature	25

LED Life / Failure Ratio

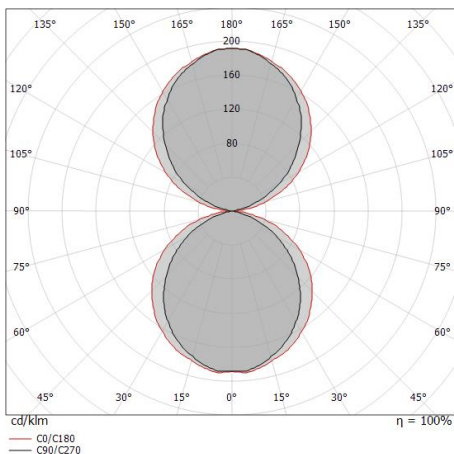
L70 B20 C0 72500h (at Tj 115 Ta 25)

UGR

UGR axial	22
UGR transversal	25.4
X=4H Y=8H	S=0.25H
Reflection factor	70/50/20

OPTICAL

Light distribution simmetry	Symmetrical 2
C0/C180 optics	118°
C90/C270 optics	100°



Distance [m]	Cone diameter [m]	Illuminance [lx]	E(0°)	E(C90)	E(C0)
0.5	1.20 1.65	914 121 64	50.1°	58.8°	58.8°
1.0	2.39 3.30	228 30 16	50.1°	58.8°	58.8°
1.5	3.59 4.95	102 13 7	50.1°	58.8°	58.8°
2.0	4.78 6.60	57 8 4	50.1°	58.8°	58.8°
2.5	5.98 8.26	37 5 3	50.1°	58.8°	58.8°
3.0	7.18 9.91	25 3 2	50.1°	58.8°	58.8°

Distance [m] Cone diameter [m] Illuminance [lx]

— C0/C180 (Half-peak divergence: 117.6°)
— C90/C270 (Half-peak divergence: 100.2°)



Dimmer
Bluetooth, 220-240V

Code
KIT0079