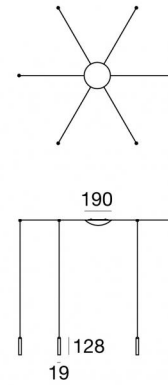
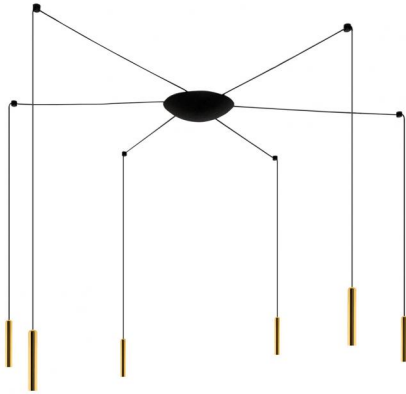


# 2Nights\_P6



Pendant Luminaires | 220-240 V  
6 topLED 14 W DC 700 mA | CRI 90  
8647



Technical data	
Designer	Davide Oppizzi
Construction year	2018
Type	Surface
Installation position	Ceiling
Installation environment	Indoor
Light Source	LED
Optics	Flood
Light emission direction	downward
Power	14 W
Source lumens	1524 lm
Frequency	60 - 50 Hz
CCT / Tone	3000 K
Colour rendering index	90 Ra
C.C. / C.V.	AC
Safety class	1
IP	IP20
Glow wire test	850°
Direct mounting on normally flammable surfaces	Yes
CE	Yes
Driver included	Driver
Dimmable article	Phase cut
Directional	No
Tilting	No
Walk-over	No
Drive-over	No
Cable included	Yes
Cable length	3 m
Resin potting	No
Type of light emission	Single emission
Net weight	2.14 Kg
Electrostatic discharge protection	No
Surge protection	No

Finishing casing	
Material	Aluminium
Colour	gold
Processing	Electroplating
Finishing diffuser	
Material	PC
Colour	transparent
Finishing mounting frame	
Material	Iron
Colour	black RAL 9005
Processing	Coating



Pendant Luminaires | 220-240 V | 6 topLED 14 W DC 700 mA | CRI 90 | Base  
8647

Single emission pendant luminaires for indoor application. The warm white LED light source with a flood light distribution is composed of 6 topLED LEDs with CCT of 3000 K and a CRI 90; the source luminous flux is 1524 lm, with a 108.9 lm/W nominal luminous efficacy.

The device body is made of aluminium and features a gold finish, processed by means of electroplating; the diffuser is made of PC; the mounting frame is made of iron, with a black ral 9005 finish, processed by means of coating. The ingress protection degree is IP20; the total weight is of 2.14 kg.

The total absorbed power is 14 W. The power supply cable is included and features a 3 m length.

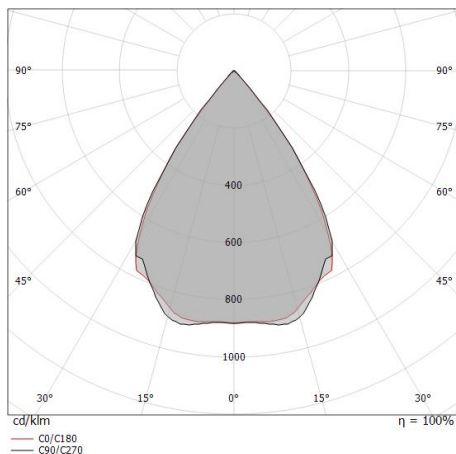
The device features protection class I and can be ceiling-mounted.

Compliant with the EN 60598-1 standard and its specific provisions.

Illuminotechnical Features	
Light Output Ratio (LOR)	5 %
Source lumens	1524 lm
Delivered lumens	90 lm
Consumption	14 W
Luminaire efficacy	6 lm/W
Colour temperature	3000 K
Standard Deviation of Colour Matching	3 Step MacAdam
Colour rendering index	90 Ra
Junction temperature (lighting fixture)	80
Standard Operating Ambient Temperature	25

UGR	
UGR axial	25.6
UGR transversal	25.5
X=4H   Y=8H	S=0.25H
Reflection factor	70/50/20

OPTICAL	
Light distribution simmetry	Symmetrical
C0/C180 optics	69°



Distance [m]	Cone diameter [m]	illuminance [lx]
0.5	0.70 0.69	E(0°) 318 E(C90) 90 E(C0) 89
1.0	1.40 1.38	E(0°) 79 E(C90) 23 E(C0) 22
1.5	2.09 2.08	E(0°) 35 E(C90) 16 E(C0) 10
2.0	2.79 2.77	E(0°) 20 E(C90) 6 E(C0) 6
2.5	3.49 3.46	E(0°) 13 E(C90) 4 E(C0) 4
3.0	4.19 4.15	E(0°) 9 E(C90) 3 E(C0) 2

Distance [m]      Cone diameter [m]      illuminance [lx]

— C0/C180 (Half-peak divergence: 69.4°)  
— C90/C270 (Half-peak divergence: 69.8°)



2Nights\_P6 | Pendant Luminaires | Accessories  
8647



Dimmer  
220-240V

**Code**  
KIT0026



Dimmer  
Radio-frequenza, 85-240V

**Code**  
KIT0080