
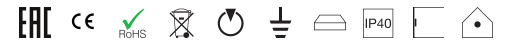


Tablet_W2



Wall Lights | 220-240 V | topLED 38 W DC - 38 W AC
CRI 90
7614



Technical data	
Type	Surface
Installation position	Wall lights
Installation environment	Indoor
Light Source	LED
Optics	General Lighting
Light emission direction	upward
Power	38 W
Source lumens	5040 lm
Frequency	50 - 60 Hz
CCT / Tone	3000 K
Colour rendering index	90 Ra
C.C. / C.V.	AC
Safety class	1
IP	IP40
Glow wire test	850°
Direct mounting on normally flammable surfaces	Yes
CE	Yes
Driver included	Driver
Dimmable article	No
Directional	Swivelling
total angle (vertical plane)	0 °
total angle (horizontal plane)	350 °
Tilting	No
Walk-over	No
Drive-over	No
Cable included	No
Resin potting	No
Type of light emission	Single emission
Net weight	2.1 Kg

Finishing casing	
Material	Aluminium
Colour	black RAL 9005
Processing	Coating

Finishing diffuser	
Material	PC
Processing	Sandblasting



Wall Lights | 220-240 V | topLED 38 W DC - 38 W AC | CRI 90 | Base 7614

Single emission wall lights for indoor application. The warm white LED light source with a general lighting light distribution is composed of 144 topped LEDs with CCT of 3000 K and a CRI 90; the source luminous flux is 5040 lm, with a 132.6 lm/W nominal luminous efficacy.

The device body is made of aluminium and features a black ral 9005 finish, processed by means of coating; the diffuser is made of PC with a sandblasting treatment. The ingress protection degree is IP40; the total weight is of 2.1 kg.

The total absorbed power is 38 W.

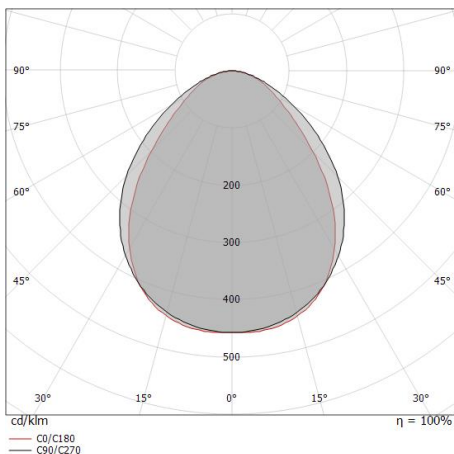
The device features protection class I and can be wall lights-mounted.

Compliant with the EN 60598-1 standard and its specific provisions.

Illuminotechnical Features	
Light Output Ratio (LOR)	57 %
Source lumens	5040 lm
Delivered lumens	2887 lm
Consumption	38 W
Luminaire efficacy	75 lm/W
Colour temperature	3000 K
Standard Deviation of Colour Matching	3 Step MacAdam
Colour rendering index	90 Ra
Junction temperature (lighting fixture)	80
Standard Operating Ambient Temperature	25
LED Life / Failure Ratio	
L80 B20 C0 80000h	

UGR	
UGR axial	< 25
UGR transversal	< 25
X=4H Y=8H	S=0.25H
Reflection factor	70/50/20

OPTICAL	
Light distribution simmetry	Asymmetrical
C0/C180 optics	85°
C90/C270 optics	97°



Distance [m]	Cone diameter [m]	illuminance [lx]
0.5	1.13 0.91	E(0°) 5281 E(C90) 769 E(C0) 1076
1.0	2.26 1.82	E(0°) 1320 E(C90) 192 E(C0) 269
1.5	3.39 2.73	E(0°) 587 E(C90) 85 E(C0) 120
2.0	4.52 3.64	E(0°) 330 E(C90) 48 E(C0) 67
2.5	5.65 4.55	E(0°) 211 E(C90) 31 E(C0) 43
3.0	6.78 5.46	E(0°) 147 E(C90) 21 E(C0) 30

Distance [m] Cone diameter [m] Illuminance [lx]

— C0/C180 (Half-peak divergence: 84.6°)
— C90/C270 (Half-peak divergence: 97.0°)



7614



Bracket

L=660mm, H=5mm, D=50mm.

Material:Aluminium, colour:black RAL 9005,
processing:Coating.

Finish

Black

Code

KIT0044